




RDF	RDM	RDT	RX	RX1
				
22.0x16.5x16.5	18.2x17.4x13.8	23.1x17.2x16.2	23.1x17.8x17.8	26.1x21.0x20.9
2a, 2b, 2c	2c	2a, 2c	1a,1b, 1c	1a, 1b, 1c
5A	20A	10A, 15A	30A, 40A	30A, 40A
277VAC 5A 30VDC 5A	14VDC 20A	2c NO: 15VDC 15A NC: 15VDC 10A	14VDC 30A	14VDC 30A
		2a 15VDC 15A	14VDC 40A	14VDC 40A
3-24VDC	12VDC	5-24VDC	6-24VDC	6-24VDC
0.5W	0.8w	L:0.6W	0.45W	1.6W
DC500V 100M Ω	DC500V 100M Ω	DC500V 100M Ω	DC500V 100M Ω	DC500V 100M Ω
1000VAC	500VAC	1000VAC	1000VAC	1000VAC
750VAC	500VAC	500VAC	500VAC	500VAC
1x10 ⁸	1x10 ⁷	1x10 ⁷	1x10 ⁶	1x10 ⁶
1x10 ⁵	2x10 ⁵	1x10 ⁵	1x10 ⁵	1x10 ⁵
